

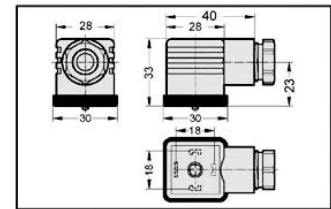
COILS & OPERATORS

Connectors

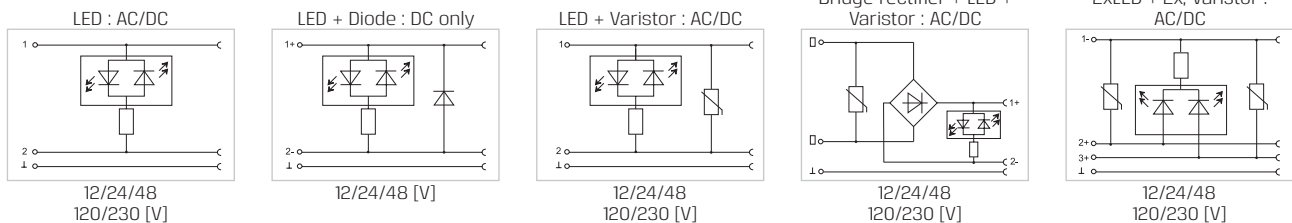
KA DIN 43650-A | GEM-SOL® Coils | ISO 4400

Description

Housing	black/grey/transparent
Contacts	screw with conductor protection
Number of poles	2 or 3 + $\frac{1}{2}$
Contact spacing	18 mm
Cable entry	PG9 - PG11 - 1/2 NPTF
Gasket	NBR profile (other types on request)
Fixing screw	M3 x 32 * Max. tightening torque for the connector screw : 0.5 Nm
Earth position	H12 (opposite to cable entry)
Protection class	IP65 (mated)
Max. conductor section	1.5 mm ²
Standard circuits (housing black-grey)	See "How to Order" coding
Standard circuits (transparent housing)	See "How to Order" coding
LED color (transparent)	Amber



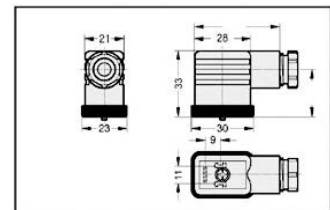
Circuit Versions



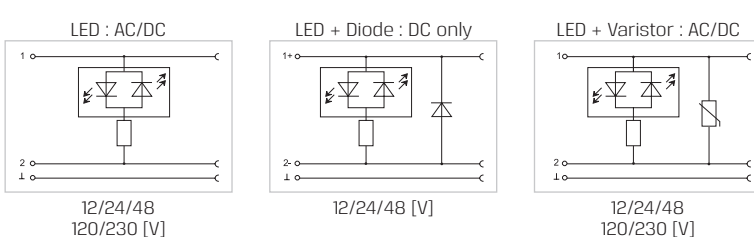
KA DIN 43650-B | G80 Coils | Industrial

Description

Housing	black/grey/transparent
Contacts	screw with conductor protection
Number of poles	2 or 3 + $\frac{1}{2}$
Contact spacing	11 mm
Cable entry	PG7 - PG9
Gasket	NBR profile (other types on request)
Fixing screw	M3 x 32 * Max. tightening torque for the connector screw : 0.5 Nm
Earth position	H12 (opposite to cable entry)
Protection class	IP65 (mated)
Max. conductor section	1.5 mm ²
Standard circuits (housing black-grey)	See "How to Order" coding
Standard circuits (transparent housing)	See "How to Order" coding
LED color (transparent)	Amber



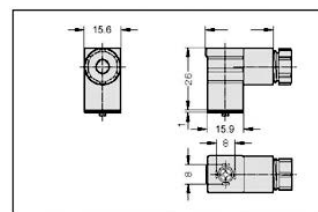
Circuit Versions



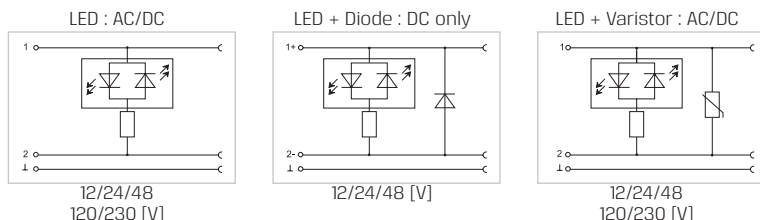
KA DIN 43650-C | G65 Coils

Description

Housing	black/grey/transparent
Contacts	screw with conductor protection
Number of poles	2 or 3 + $\frac{1}{2}$
Contact spacing	8 mm
Cable entry	PG7
Gasket	NBR flat (other types on request)
Fixing screw	M2.5 x 28 * Max. tightening torque for the connector screw : 0.5 Nm
Earth position	H6 (next to cable entry)
Protection class	IP65 (mated)
Max. conductor section	0.75 mm ²
Standard circuits (housing black-grey)	See "How to Order" coding
Standard circuits (transparent housing)	See "How to Order" coding
LED color (transparent)	Amber



Circuit Versions



Technical Data

DESCRIPTION	STANDARD	VALUE
No. of contacts		2 or 3 + $\frac{1}{2}$
Cable entry	P67	cable OD 4-6 mm
	PG9	cable OD 6-8 mm
	PG11	cable OD 8-10 mm
	1/2 NPT	cable OD 8-10 mm
Fixing system		central fixing screw
Termination		screw
Max. contact screw torque	VDE 0627	0.5 Nm
Contact surface		silver plated
Contact material		Cu Sn
Conductor cross-section		0.51.5 mm ²
Housing material		PA + G
Flammability		UL94-V0 on request
Insert material		PA + G
Insert material		NBR or silicon
Protection class (mated)	IEC 60 529	IP65 (mated)
Operating temperature		-40°C / + 125°C
Nominal current		10A (6A KC-KD)
Max. contact current	IEC 60 512-3	max. 16A / 40°C (10A KC-KD)
Rated voltage	IEC 60 664	250V AC / 300V DC
Rated impulse voltage	IEC 60 664	5 kV
Overvoltage category	IEC 60 664	III
Contact resistance	IEC 60 512-2	≤4mΩ
Insulation resistance		VDE 0110 1/89-Class C
Pollution degree	IEC 60 664	3